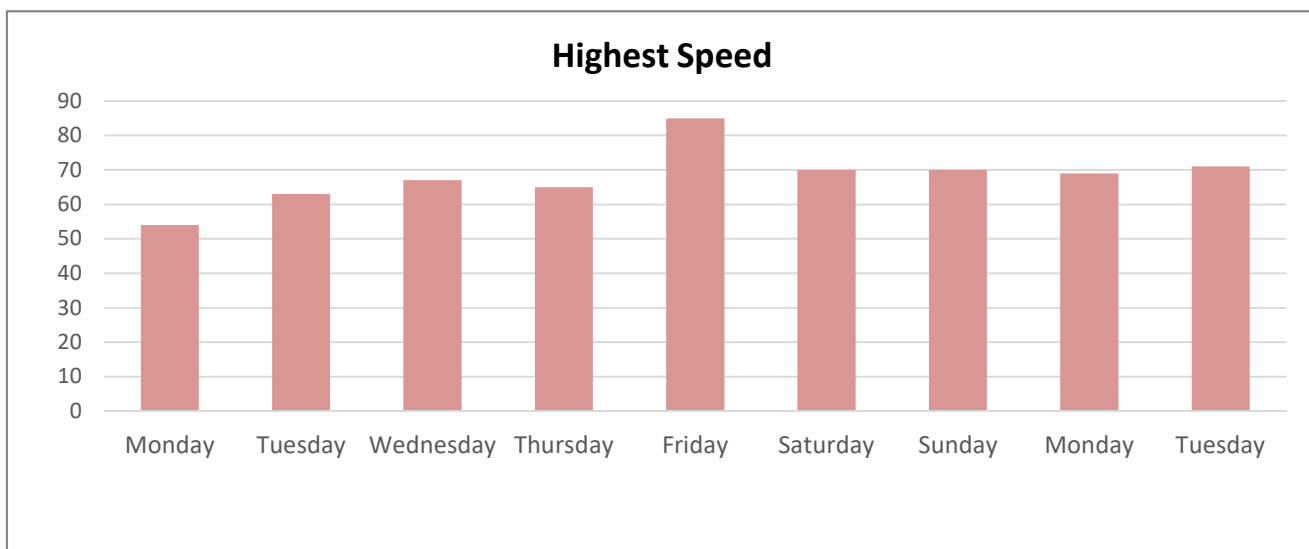
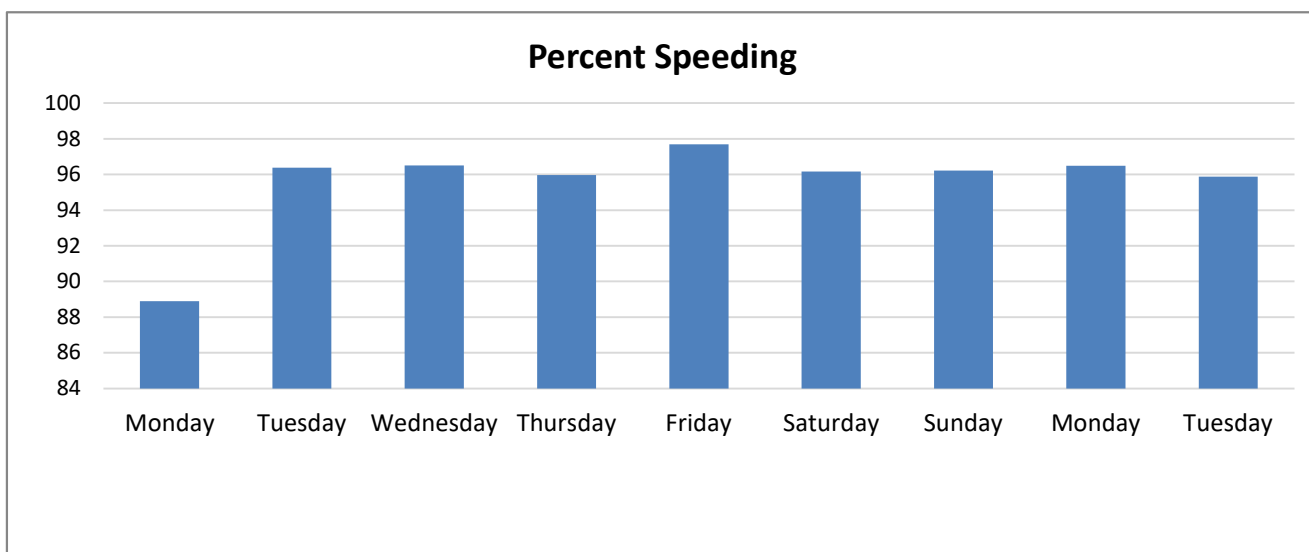


**Location:** Main Street West End      **Lamp Post 4**  
**Traffic Direction:** Outbound  
**Dates:** 5 - 13 June 2017

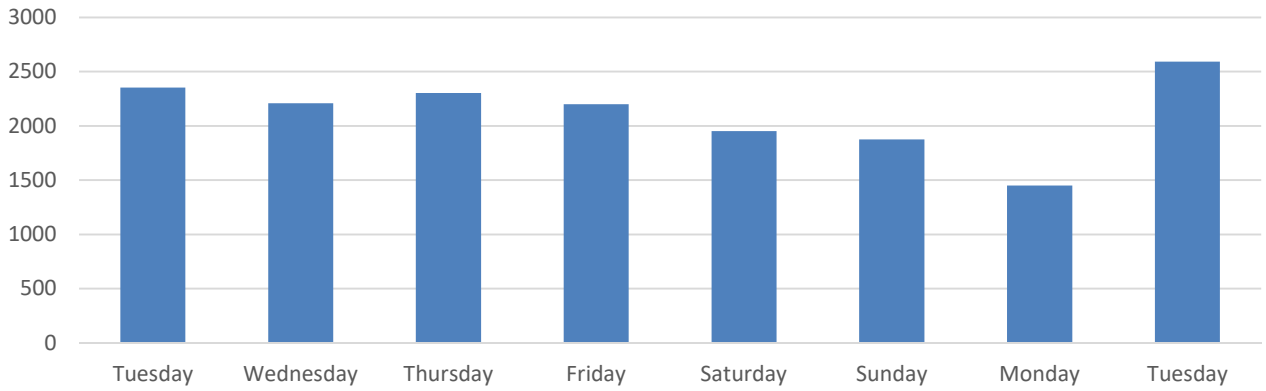
| Date       | Day of Week | Total Vehicles | Percent Speeding | Highest Speed | Time     |
|------------|-------------|----------------|------------------|---------------|----------|
| 05/06/2017 | Monday      | 144            | 89               | 54            | 23:31:14 |
| 06/06/2017 | Tuesday     | 2353           | 96               | 63            | 13:20:01 |
| 07/06/2017 | Wednesday   | 2207           | 97               | 67            | 19:04:02 |
| 08/06/2017 | Thursday    | 2303           | 96               | 65            | 21:30:16 |
| 09/06/2017 | Friday      | 2199           | 98               | 85            | 19:26:35 |
| 10/06/2017 | Saturday    | 1953           | 96               | 70            | 16:35:29 |
| 11/06/2017 | Sunday      | 1875           | 96               | 70            | 14:03:35 |
| 12/06/2017 | Monday      | 1451           | 96               | 69            | 18:22:50 |
| 13/06/2017 | Tuesday     | 2591           | 96               | 71            | 07:22:12 |

**Total**      **17076**

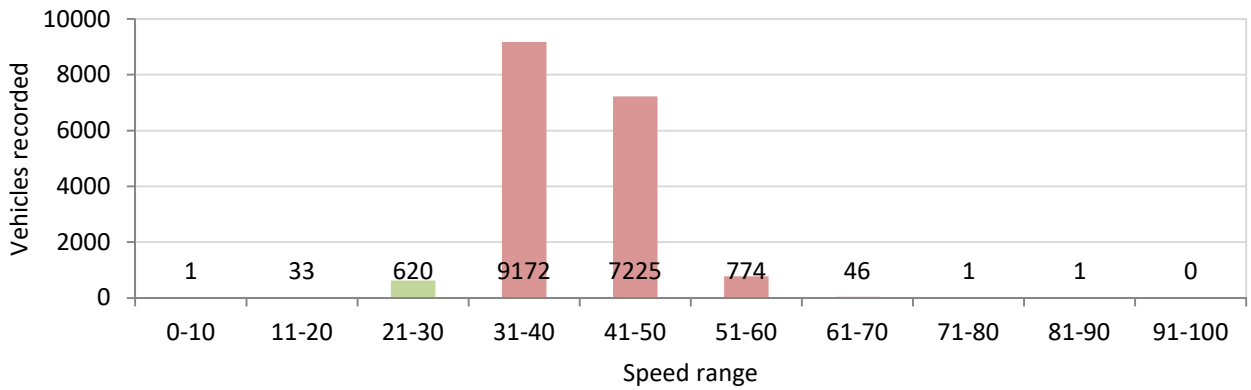
**Percent Speeding**      **96**  
**Average Volume**      **1897**  
**Highest Speed**      **85**



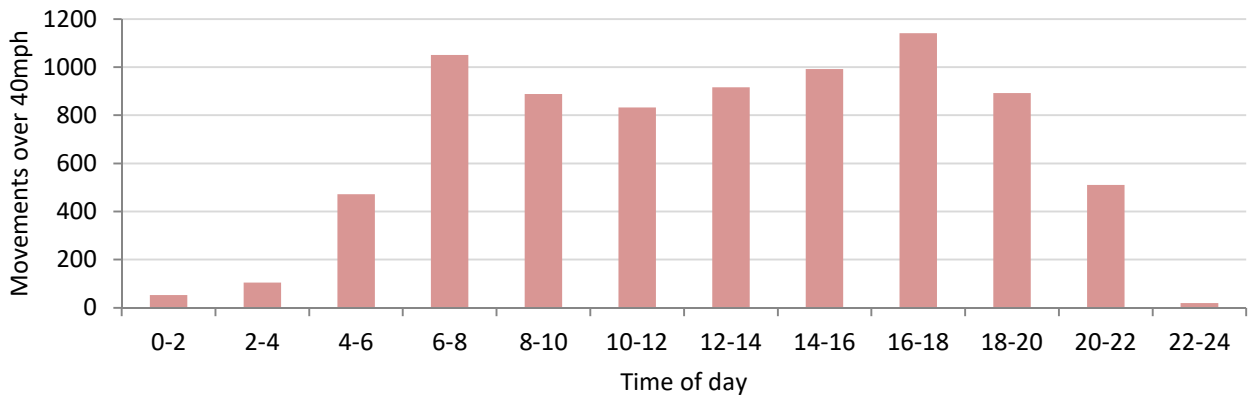
### Number of Vehicles (full days)



### Range of Speeds



### Time of vehicle movements over 40mph



### Time of all vehicle movements

